



BUREAU
VERITAS



METRIC TIMING PULLEYS CATALOG



Industrial Product



C.N.INDUSTRIAL PRODUCT

(AN ISO : 9001-2015, 14001:2015 & 45001:2018)

Web Site : www.cnip.in


WhatsApp No : +91-9978334638

CNIP Pulleys

CNIP pulley range nomenclature has a defined prefix of PHP. All pulleys are made to be applied to standardized belts. CNIP pulleys conform to conventional basic belt part number format – ISO, BS, or DIN.

Pulleys – V-belts

The pulley range designation from CNIP has the following is an example to indicate set up.



Pulleys (PHP Product Group)

Classical and trapezoidal inch pitch timing pulleys (MXL, XL, L, H, XH, XXH) are manufactured according to ISO 5294.

Metric pitch series timing pulleys (T/AT) are manufactured according to DIN 7721.

All SKF V-belt pulleys are manufactured to the standards ISO 4183, DIN 2211, ANSI Narrow V-belt pulley IP-22 and the ANSI Classical V-belt pulley IP-20. They are interchangeable with type SPA, SPB, SPC and SPZ. The pulleys are made from cast iron G3000 (GG) to American standard “SAEJ431AVG96”.

Following are the requirements of G3000:

- Tensile strength = 207Mpa
- Hardness = HB 187-241
- Chemical composition C 3,1-3,4 %, Si 1,9-2,3 %, Mn 0,6-0,9 %, S = 0,15 %, P = 0,15%

After being machined, pulleys are phosphated and treated with a rustproofoil.

All pulleys are statically balanced to G6.3 according to ISO 1940. After balanced the pulleys are suitable for the linear speed of not more than 35 m/s. Two Plane (Dynamic) balancing can be provided on request.

SKF can issue a certificate stating that all pulleys are dynamically balanced in case of any special customer request.

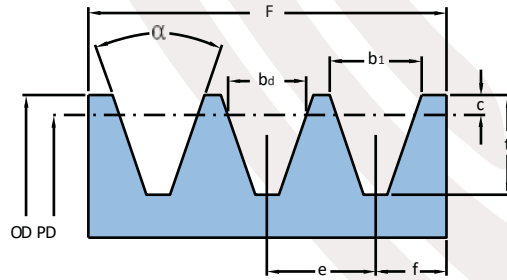


Standard pulley groove dimensions DIN2211/1 and BS3970

Classical V-belt pulleys | Narrow Wedge V-belt pulleys (DIN / BS / ISO) | Narrow wedge belt pulleys (RMA)

Nomenclature:

- α Pulley groove included angle (°)
- OD Outside diameter
- PD Effective (pitch) diameter
- b_d Effective width at pitch line b_1
- Groove top width
- c Distance from pitch to outside diameter ($=OD - PD/2$) e
- Transverse pitch of grooves (to centers)
- f Minimum recommended distance from edge of pulley to center of first groove
- t Total groove depth



Classical V-belt pulleys

Classical belt series	Pitch diameter range	Groove angle	Dimensions					
			α	b_1	b_d	t	c	e
	mm	°	mm					
13/A-17/B	85 - 170	34	15,55	15,88	19,05	4,45	12,70	
	Over 170	38	15,88	19,05	4,45	12,70		
22/C	178 - 203	34	22,33	19,81	25,40	5,08	17,48	
	203 - 305	36	22,53	19,81	25,40	5,08	17,48	
	Over 305	38	22,73	19,81	25,40	5,08	17,48	
32/D	305 - 330	34	31,98	26,67	36,53	7,62	22,23	
	330 - 432	36	32,28	26,67	36,53	7,62	22,23	
	Over 432	38	32,59	26,67	36,53	7,62	22,23	
40/E	457 - 610	36	38,79	33,02	44,45	10,16	31,24	
	Over 610	38	39,17	33,02	44,45	10,16	31,24	

Narrow Wedge V-belt pulleys (DN / BS / ISO)

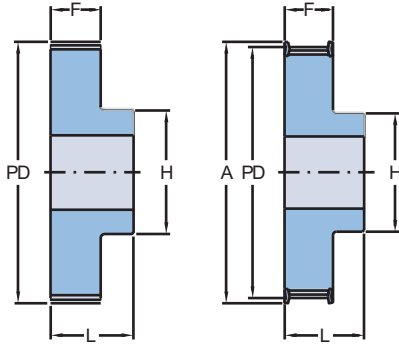
Classical belt series	Pitch diameter range	Groove angle	Dimensions					
			α	b_1	b_d	$t(+0.6/-0.0)$	c	e
	mm	°	mm					
SPZ	Up to & incl. 80	34	9,7	8,5	11,00	2,00	$12,0 \pm 0,3$	8,0
	Over 80	38	9,7	8,5	11,00	2,00	$12,0 \pm 0,3$	8,0
SPA	Up to & incl. 118	34	12,7	11,0	14,00	2,80	$15,0 \pm 0,3$	10,0
	Over 118	38	12,7	11,0	14,00	2,80	$15,0 \pm 0,3$	10,0
SPB	Up to & incl. 190	34	16,2	14,4	18,00	3,50	$19,0 \pm 0,4$	12,5
	Over 190	38	16,2	14,4	18,00	3,50	$19,0 \pm 0,4$	12,5
SPC	Up to & incl. 315	34	22,0	19,0	24,00	4,80	$25,5 \pm 0,5$	17,0
	Over 315	38	22,0	19,0	24,00	4,80	$25,5 \pm 0,5$	17,0

Narrow wedge belt pulleys (RMA)

RMA Belt series	Pitch diameter range	Groove angle	Dimensions					
			α	b_1	b_d	t	c	e
	mm	°	mm					
3V, 3VX	Up to & incl. 90	36	8,89	8,89	8,64	0,64	$10,3 \pm 0,4$	8,74
	Over 90 - 150	38	8,89	8,89	8,64	0,64	$10,3 \pm 0,4$	8,74
	Over 150 - 305	40	8,89	8,89	8,64	0,64	$10,3 \pm 0,4$	8,74
5V, 5VX	Over 305	42	8,89	8,89	8,64	0,64	$10,3 \pm 0,4$	8,74
	Over 140 - 255	38	15,24	12,70	14,98	1,27	$17,5 \pm 0,4$	3,20
	Over 255 - 405	40	15,24	12,70	14,98	1,27	$17,5 \pm 0,4$	3,20
8V, 8VX	Over 405	42	15,24	12,70	14,98	1,27	$17,5 \pm 0,4$	3,20
	Over 315 - 405	38	25,40	25,40	25,15	2,54	$28,6 \pm 0,4$	6,40
	Over 405 - 570	40	25,40	25,40	25,15	2,54	$28,6 \pm 0,4$	6,40
Over 570	42	25,40	25,40	25,15	2,54	$28,6 \pm 0,4$	6,40	

Metric timing pulleys

2,5 mm pitch type T pilot bore (RSB) | 5 mm pitch type T pilot bore (RSB)



Type 1

Type 1F

Pitch	Belt width h	Pitch diameter r PD	Number of teeth	Pulley type	Dimensions							Mass	Designation		
					Outer diameter OD	A	B Min.	Max.	H	F	L				
-	mm	-	-	-	mm							kg	-		
2,5	10	27,85	35	1F	27,35	32	6	10	18	14	20	0,110	PHP 20-T2.5-35RSB		
		28,65	36	1F	28,10	32	6	13	20	14	20	0,110	PHP 20-T2.5-36RSB		
		30,24	38	1F	30,70	34	6	13	22	14	20	0,130	PHP 20-T2.5-38RSB		
		31,83	40	1F	31,30	35	6	13	22	14	20	0,140	PHP 20-T2.5-40RSB		
		33,42	42	1	32,90	-	6	15	24	14	20	0,180	PHP 20-T2.5-42RSB		
		35,01	44	1	34,50	-	6	15	24	14	20	0,190	PHP 20-T2.5-44RSB		
		35,81	45	1	35,30	-	6	17	26	14	20	0,190	PHP 20-T2.5-45RSB		
		38,20	48	1	37,70	-	6	17	26	14	20	0,200	PHP 20-T2.5-48RSB		
		42,97	54	1	42,45	-	8	19	30	14	20	0,250	PHP 20-T2.5-54RSB		
		45,36	57	1	44,85	-	8	19	32	14	20	0,280	PHP 20-T2.5-57RSB		
		47,75	60	1	47,25	-	8	22	34	14	20	0,310	PHP 20-T2.5-60RSB		
		5	10	15,92	10	1F	15,05	20	4	5	8	15	21	0,010	PHP 21-T5-10RSB
				17,51	11	1F	16,65	22	4	6	10	15	21	0,010	PHP 21-T5-11RSB
				19,10	12	1F	18,25	23	4	7	12	15	21	0,020	PHP 21-T5-12RSB
				20,69	13	1F	19,85	25	6	8	13	15	21	0,020	PHP 21-T5-13RSB
				22,29	14	1F	21,45	26	6	9	14	15	21	0,020	PHP 21-T5-14RSB
				23,88	15	1F	23,05	28	6	10	16	15	21	0,020	PHP 21-T5-15RSB
				25,47	16	1F	24,60	30	6	11	18	15	21	0,030	PHP 21-T5-16RSB
27,06	17			1F	26,20	32	6	12	19	15	21	0,030	PHP 21-T5-17RSB		
28,65	18			1F	27,80	32	6	13	20	15	21	0,030	PHP 21-T5-18RSB		
30,25	19			1F	29,40	36	6	14	22	15	21	0,040	PHP 21-T5-19RSB		
31,83	20			1F	31,00	36	6	15	24	15	21	0,040	PHP 21-T5-20RSB		
33,42	21			1F	32,55	38	6	15	24	15	21	0,040	PHP 21-T5-21RSB		
35,01	22			1F	34,15	38	6	15	24	15	21	0,050	PHP 21-T5-22RSB		
36,61	23			1F	35,75	42	6	16	25	15	21	0,050	PHP 21-T5-23RSB		
38,21	24			1F	37,40	44	6	17	26	15	21	0,050	PHP 21-T5-24RSB		
39,80	25			1F	38,95	44	6	17	26	15	21	0,060	PHP 21-T5-25RSB		
41,45	26			1F	40,60	44	6	17	26	15	21	0,060	PHP 21-T5-26RSB		
42,98	27			1F	42,20	48	8	19	30	15	21	0,060	PHP 21-T5-27RSB		
44,56	28			1F	43,75	48	8	20	32	15	21	0,060	PHP 21-T5-28RSB		
47,76	30			1F	46,95	51	8	22	34	15	21	0,080	PHP 21-T5-30RSB		
50,94	32			1F	50,10	54	8	24	38	15	21	0,090	PHP 21-T5-32RSB		
55,70	35			1F	54,85	59	8	24	38	15	21	0,100	PHP 21-T5-35RSB		
57,31	36			1F	56,45	63	8	24	38	15	21	0,110	PHP 21-T5-36RSB		
60,48	38			1F	59,65	66	8	26	40	15	21	0,130	PHP 21-T5-38RSB		
63,66	40			1F	62,85	66	8	26	40	15	21	0,140	PHP 21-T5-40RSB		
66,84	42			1F	66,00	71	8	26	40	15	21	0,180	PHP 21-T5-42RSB		
70,20	44			1	69,35	-	8	29	45	15	21	0,190	PHP 21-T5-44RSB		
71,62	45			1	70,80	-	8	31	45	15	21	0,190	PHP 21-T5-45RSB		
76,39	48			1	75,55	-	8	32	50	15	21	0,200	PHP 21-T5-48RSB		
85,94	54			1	85,10	-	8	35	55	15	21	0,240	PHP 21-T5-54RSB		
90,72	57			1	89,90	-	8	38	60	15	21	0,270	PHP 21-T5-57RSB		
95,49	60			1	94,65	-	8	42	65	15	21	0,310	PHP 21-T5-60RSB		
5	16			15,92	10	1F	15,05	20	4	5	8	21	27	0,020	PHP 27-T5-10RSB
				17,51	11	1F	16,65	22	4	6	10	21	27	0,020	PHP 27-T5-11RSB
				19,10	12	1F	18,25	23	4	7	12	21	27	0,020	PHP 27-T5-12RSB
				20,69	13	1F	19,85	25	6	8	13	21	27	0,020	PHP 27-T5-13RSB
		22,29	14	1F	21,45	26	6	9	14	21	27	0,030	PHP 27-T5-14RSB		
		23,88	15	1F	23,05	28	6	10	16	21	27	0,030	PHP 27-T5-15RSB		
		25,47	16	1F	24,60	32	6	11	18	21	27	0,040	PHP 27-T5-16RSB		
		27,06	17	1F	26,20	32	6	12	19	21	27	0,040	PHP 27-T5-17RSB		
		28,65	18	1F	27,80	33	6	13	20	21	27	0,050	PHP 27-T5-18RSB		
		30,25	19	1F	29,40	36	6	14	22	21	27	0,050	PHP 27-T5-19RSB		

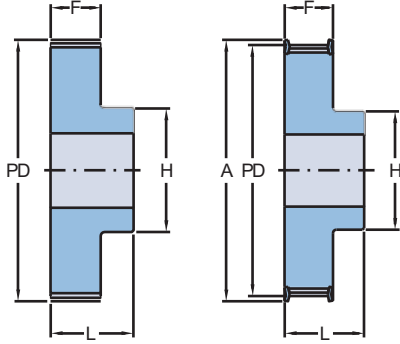
Metric timing pulleys

5 mm pitch type T pilot bore (RSB) | 10 mm pitch type T pilot bore (RSB)

Pitch	Belt width h	Pitch diameter r PD	Number of teeth	Pulley type	Dimensions Outer diameter			H	F	L	Mass kg	Designation		
					OD	A	B Min. Max.							
-	mm	-	-	-	mm	-	-	-	-	-	-	-		
5	16	31,83	20	1F	31,00	36	6	15	24	21	27	0,050	PHP 27-T5-20RSB	
		33,42	21	1F	32,55	38	6	15	24	21	27	0,050	PHP 27-T5-21RSB	
		35,01	22	1F	34,15	38	6	15	24	21	27	0,050	PHP 27-T5-22RSB	
		36,61	23	1F	35,75	42	6	16	25	21	27	0,060	PHP 27-T5-23RSB	
		38,21	24	1F	37,40	42	6	17	26	21	27	0,080	PHP 27-T5-24RSB	
		39,80	25	1F	38,95	44	6	17	26	21	27	0,080	PHP 27-T5-25RSB	
		41,45	26	1F	40,60	44	6	17	26	21	27	0,090	PHP 27-T5-26RSB	
		42,98	27	1F	42,20	48	8	19	30	21	27	0,090	PHP 27-T5-27RSB	
		44,56	28	1F	43,75	48	8	20	32	21	27	0,090	PHP 27-T5-28RSB	
		47,76	30	1F	46,95	51	8	22	34	21	27	0,110	PHP 27-T5-30RSB	
		50,94	32	1F	50,10	54	8	24	38	21	27	0,120	PHP 27-T5-32RSB	
		55,70	35	1F	54,85	59	8	24	38	21	27	0,140	PHP 27-T5-35RSB	
		57,31	36	1F	56,45	63	8	24	38	21	27	0,160	PHP 27-T5-36RSB	
		60,48	38	1F	59,65	66	8	26	40	21	27	0,180	PHP 27-T5-38RSB	
		63,66	40	1F	62,85	66	8	26	40	21	27	0,190	PHP 27-T5-40RSB	
		66,84	42	1F	66,00	71	8	26	40	21	27	0,210	PHP 27-T5-42RSB	
	70,20	44	1	69,35	-	8	29	45	21	27	0,230	PHP 27-T5-44RSB		
	71,62	45	1	70,80	-	8	29	45	21	27	0,260	PHP 27-T5-45RSB		
	76,39	48	1	75,55	-	8	32	50	21	27	0,280	PHP 27-T5-48RSB		
	85,94	54	1	85,10	-	8	35	55	21	27	0,330	PHP 27-T5-54RSB		
	90,72	57	1	89,90	-	8	38	60	21	27	0,380	PHP 27-T5-57RSB		
	95,49	60	1	94,65	-	8	42	65	21	27	0,430	PHP 27-T5-60RSB		
	5	25	15,92	10	1F	15,05	20	4	5	8	30	36	0,020	PHP 36-T5-10RSB
			17,51	11	1F	16,65	22	4	6	10	30	36	0,030	PHP 36-T5-11RSB
			19,10	12	1F	18,25	23	4	7	12	30	36	0,030	PHP 36-T5-12RSB
			20,69	13	1F	19,85	25	6	8	13	30	36	0,030	PHP 36-T5-13RSB
			22,29	14	1F	21,45	26	6	9	14	30	36	0,040	PHP 36-T5-14RSB
			23,88	15	1F	23,05	28	6	10	16	30	36	0,040	PHP 36-T5-15RSB
			25,47	16	1F	24,60	32	6	11	18	30	36	0,050	PHP 36-T5-16RSB
			27,06	17	1F	26,20	32	6	12	19	30	36	0,060	PHP 36-T5-17RSB
			28,65	18	1F	27,80	32	6	13	20	30	36	0,060	PHP 36-T5-18RSB
			30,25	19	1F	29,40	36	6	14	22	30	36	0,070	PHP 36-T5-19RSB
31,83			20	1F	31,00	36	6	15	24	30	36	0,080	PHP 36-T5-20RSB	
33,42			21	1F	32,55	38	6	15	24	30	36	0,080	PHP 36-T5-21RSB	
35,01			22	1F	34,15	38	6	15	24	30	36	0,080	PHP 36-T5-22RSB	
36,61			23	1F	35,75	42	6	15	25	30	36	0,090	PHP 36-T5-23RSB	
38,21			24	1F	37,40	42	6	17	26	30	36	0,110	PHP 36-T5-24RSB	
39,80			25	1F	38,95	44	6	17	26	30	36	0,120	PHP 36-T5-25RSB	
41,45		26	1F	40,60	44	6	17	26	30	36	0,120	PHP 36-T5-26RSB		
42,98		27	1F	42,20	48	8	19	30	30	36	0,130	PHP 36-T5-27RSB		
44,56		28	1F	43,75	48	8	20	32	30	36	0,130	PHP 36-T5-28RSB		
47,76		30	1F	46,95	51	8	22	34	30	36	0,150	PHP 36-T5-30RSB		
50,94		32	1F	50,10	54	8	24	38	30	36	0,180	PHP 36-T5-32RSB		
55,70		35	1F	54,85	59	8	24	38	30	36	0,210	PHP 36-T5-35RSB		
57,31		36	1F	56,45	63	8	24	38	30	36	0,230	PHP 36-T5-36RSB		
60,48		38	1F	59,65	66	8	26	40	30	36	0,250	PHP 36-T5-38RSB		
63,66		40	1F	62,85	66	8	26	40	30	36	0,280	PHP 36-T5-40RSB		
66,84		42	1F	66,00	71	8	26	40	30	36	0,280	PHP 36-T5-42RSB		
70,20		44	1	69,35	-	8	29	45	30	36	0,320	PHP 36-T5-44RSB		
71,62		45	1	70,80	-	8	29	45	30	36	0,360	PHP 36-T5-45RSB		
76,39		48	1	75,55	-	8	32	50	30	36	0,400	PHP 36-T5-48RSB		
85,94		54	1	85,10	-	8	35	55	30	36	0,470	PHP 36-T5-54RSB		
90,72		57	1	89,90	-	8	38	60	30	36	0,540	PHP 36-T5-57RSB		
95,49		60	1	94,65	-	8	42	65	30	36	0,610	PHP 36-T5-60RSB		
10	16	38,20	12	1F	36,35	42	6	18	28	21	31	0,080	PHP 31-T10-12RSB	
		41,38	13	1F	39,55	44	6	19	32	21	31	0,090	PHP 31-T10-13RSB	
		44,56	14	1F	42,70	48	8	21	32	21	31	0,100	PHP 31-T10-14RSB	
		47,75	15	1F	45,90	51	8	21	32	21	31	0,120	PHP 31-T10-15RSB	
		50,93	16	1F	49,10	54	8	23	35	21	31	0,130	PHP 31-T10-16RSB	
		54,11	17	1F	52,25	58	8	24	38	21	31	0,150	PHP 31-T10-17RSB	
		57,29	18	1F	55,45	60	8	26	40	21	31	0,170	PHP 31-T10-18RSB	
		60,48	19	1F	58,65	66	8	28	44	21	31	0,180	PHP 31-T10-19RSB	
		63,66	20	1F	61,80	66	8	30	46	21	31	0,210	PHP 31-T10-20RSB	
		66,85	21	1F	65,00	71	8	36	48	21	31	0,230	PHP 31-T10-21RSB	
		70,03	22	1F	68,20	75	8	34	52	21	31	0,250	PHP 31-T10-22RSB	
		73,21	23	1F	71,35	77	8	36	55	21	31	0,270	PHP 31-T10-23RSB	
		76,39	24	1F	74,55	83	8	38	58	21	31	0,290	PHP 31-T10-24RSB	
		79,58	25	1F	77,75	83	8	39	60	21	31	0,310	PHP 31-T10-25RSB	
		82,76	26	1F	80,90	87	8	39	60	21	31	0,360	PHP 31-T10-26RSB	
		85,95	27	1F	84,10	91	8	39	60	21	31	0,360	PHP 31-T10-27RSB	
	89,25	28	1F	87,25	93	8	39	60	21	31	0,400	PHP 31-T10-28RSB		
	95,49	30	1F	93,65	99	8	39	60	21	31	0,440	PHP 31-T10-30RSB		
	101,86	32	1F	100,00	106	10	42	65	21	31	0,490	PHP 31-T10-32RSB		

Metric timing pulleys

10 mm pitch type T pilot bore (RSB)



Type 1

Type 1F

Pitch	Belt width h	Pitch diameter r PD	Number of teeth	Pulley type	Dimensions							Mass	Designation	
					Outer diameter OD	A	B Min.	Max.	H	F	L			
–	mm	–	–	–	mm	–	–	–	–	–	–	kg	–	
10	16	111,41	35	1F	109,55	115	10	45	70	21	31	0,560	PHP 31-T10-35RSB	
		114,59	36	1F	112,75	119	10	45	70	21	31	0,620	PHP 31-T10-36RSB	
		120,96	38	1F	119,10	125	10	48	75	21	31	0,690	PHP 31-T10-38RSB	
		127,32	40	1F	125,45	131	10	52	80	21	31	0,770	PHP 31-T10-40RSB	
		133,69	42	1	131,85	–	10	52	80	21	31	0,880	PHP 31-T10-42RSB	
		140,06	44	1	138,20	–	10	57	88	21	31	0,990	PHP 31-T10-44RSB	
		143,24	45	1	141,40	–	16	57	90	21	31	1,040	PHP 31-T10-45RSB	
		152,78	48	1	150,95	–	16	62	95	21	31	1,090	PHP 31-T10-48RSB	
		171,89	54	1	170,05	–	16	66	100	21	31	1,300	BushingT10-54RSB	
	181,44	57	1	179,60	–	16	66	110	21	31	1,500	PHP 31-T10-57RSB		
	190,98	60	1	189,15	–	16	72	110	21	31	1,710	PHP 31-T10-60RSB		
	10	25	38,20	12	1F	36,35	42	6	18	28	30	40	0,100	PHP 40-T10-12RSB
			41,38	13	1F	39,55	44	6	19	30	30	40	0,120	PHP 40-T10-13RSB
			44,56	14	1F	42,70	48	8	21	32	30	40	0,130	PHP 40-T10-14RSB
			47,75	15	1F	45,90	51	8	21	32	30	40	0,150	PHP 40-T10-15RSB
			50,93	16	1F	49,10	54	8	23	35	30	40	0,180	PHP 40-T10-16RSB
			54,11	17	1F	52,25	58	8	24	37	30	40	0,200	PHP 40-T10-17RSB
			57,29	18	1F	55,45	60	8	26	40	30	40	0,220	PHP 40-T10-18RSB
60,48			19	1F	58,65	66	8	28	44	30	40	0,250	PHP 40-T10-19RSB	
63,66			20	1F	61,80	66	8	30	46	30	40	0,280	PHP 40-T10-20RSB	
66,85			21	1F	65,00	71	8	32	49	30	40	0,300	PHP 40-T10-21RSB	
70,03			22	1F	68,20	75	8	34	52	30	40	0,340	PHP 40-T10-22RSB	
73,21			23	1F	71,35	77	8	36	55	30	40	0,360	PHP 40-T10-23RSB	
76,39		24	1F	74,55	83	8	38	58	30	40	0,390	PHP 40-T10-24RSB		
79,58		25	1F	77,75	83	8	39	60	30	40	0,420	PHP 40-T10-25RSB		
82,76		26	1F	80,90	87	8	39	60	30	40	0,480	PHP 40-T10-26RSB		
85,95		27	1F	84,10	91	8	39	60	30	40	0,540	PHP 40-T10-27RSB		
89,25		28	1F	87,25	93	8	39	60	30	40	0,540	PHP 40-T10-28RSB		
95,49		30	1F	93,65	99	8	39	60	30	40	0,640	PHP 40-T10-30RSB		
101,86		32	1F	100,00	106	10	42	65	30	40	0,690	PHP 40-T10-32RSB		
111,41		35	1F	109,55	115	10	45	70	30	40	0,780	PHP 40-T10-35RSB		
114,59		36	1F	112,75	119	10	45	70	30	40	0,870	PHP 40-T10-36RSB		
120,96	38	1F	119,10	125	10	48	75	30	40	0,970	PHP 40-T10-38RSB			
127,32	40	1F	125,45	131	10	52	80	30	40	1,070	PHP 40-T10-40RSB			
133,69	42	1	131,85	–	10	52	80	30	40	1,210	PHP 40-T10-42RSB			
140,06	44	1	138,20	–	10	57	88	30	40	1,350	PHP 40-T10-44RSB			
143,24	45	1	141,40	–	16	59	90	30	40	1,430	PHP 40-T10-45RSB			
152,78	48	1	150,95	–	16	62	95	30	40	1,520	PHP 40-T10-48RSB			
171,89	54	1	170,05	–	16	65	100	30	40	1,790	PHP 40-T10-54RSB			
181,44	57	1	179,60	–	16	72	110	30	40	2,060	PHP 40-T10-57RSB			
190,98	60	1	189,15	–	16	72	110	30	40	2,340	PHP 40-T10-60RSB			
10	32	57,30	18	1F	55,45	60	10	26	40	37	47	0,250	PHP 47-T10-18RSB	
		60,48	19	1F	58,65	66	10	28	44	37	47	0,290	PHP 47-T10-19RSB	
		63,66	20	1F	61,80	66	12	30	46	37	47	0,320	PHP 47-T10-20RSB	
		66,85	21	1F	65,00	71	12	32	49	37	47	0,360	PHP 47-T10-21RSB	
		70,03	22	1F	68,20	75	12	34	52	37	47	0,390	PHP 47-T10-22RSB	
		73,21	23	1F	71,35	77	12	36	55	37	47	0,430	PHP 47-T10-23RSB	
		76,39	24	1F	74,55	83	12	38	58	37	47	0,480	PHP 47-T10-24RSB	
		79,58	25	1F	77,75	83	12	39	60	37	47	0,530	PHP 47-T10-25RSB	
		82,76	26	1F	80,90	87	12	39	60	37	47	0,560	PHP 47-T10-26RSB	
		85,94	27	1F	84,10	91	12	39	60	37	47	0,600	PHP 47-T10-27RSB	
		89,13	28	1F	87,25	93	12	39	60	37	47	0,640	PHP 47-T10-28RSB	
		95,49	30	1F	93,65	99	12	39	60	37	47	0,740	PHP 47-T10-30RSB	

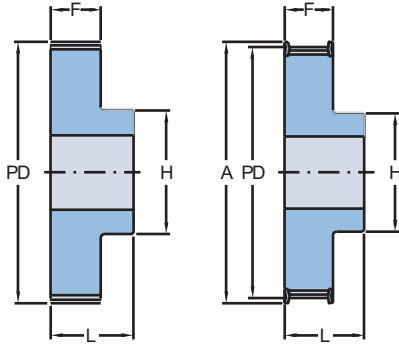
Metric timing pulleys

10 mm pitch type T pilot bore (RSB)

Pitch	Belt width h	Pitch diameter r PD	Number of teeth	Pulley type	Dimensions							Mass	Designation	
					Outer diameter OD	A	B Min.	Max.	H	F	L			
–	mm	–	–	–	mm	–	–	–	–	–	–	kg	–	
10	32	101,86	32	1F	100,00	106	12	42	65	37	47	0,840	PHP 47-T10-32RSB	
		111,41	35	1F	109,55	115	16	45	70	37	47	0,960	PHP 47-T10-35RSB	
		114,59	36	1F	112,75	119	16	45	70	37	47	1,080	PHP 47-T10-36RSB	
		120,96	38	1F	119,10	125	16	48	75	37	47	1,200	PHP 47-T10-38RSB	
		127,32	40	1F	125,45	131	16	52	80	37	47	1,320	PHP 47-T10-40RSB	
		133,69	42	1	131,85	–	16	52	80	37	47	1,460	PHP 47-T10-42RSB	
	140,06	44	1	138,20	–	16	57	88	37	47	1,610	PHP 47-T10-44RSB		
	143,24	45	1	141,40	–	16	58	90	37	47	1,770	PHP 47-T10-45RSB		
	152,79	48	1	150,95	–	16	62	95	37	47	1,930	PHP 47-T10-48RSB		
	171,89	54	1	170,05	–	16	65	100	37	47	2,290	PHP 47-T10-54RSB		
	181,44	57	1	179,60	–	16	72	110	37	47	2,650	PHP 47-T10-57RSB		
	190,99	60	1	189,15	–	16	72	110	37	47	3,000	PHP 47-T10-60RSB		
	10	50	57,30	18	1F	55,45	60	10	26	40	56	66	0,420	PHP 66-T10-18RSB
			60,48	19	1F	58,65	66	10	28	44	56	66	0,470	PHP 66-T10-19RSB
			63,66	20	1F	61,80	66	12	30	46	56	66	0,520	PHP 66-T10-20RSB
			66,85	21	1F	65,00	71	12	32	49	56	66	0,550	PHP 66-T10-21RSB
			70,03	22	1F	68,20	75	12	34	52	56	66	0,570	PHP 66-T10-22RSB
			73,21	23	1F	71,35	77	12	36	55	56	66	0,650	PHP 66-T10-23RSB
76,39			24	1F	74,55	83	12	38	58	56	66	0,740	PHP 66-T10-24RSB	
79,58			25	1F	77,75	83	12	39	60	56	66	0,770	PHP 66-T10-25RSB	
82,76			26	1F	80,90	87	12	39	60	56	66	0,820	PHP 66-T10-26RSB	
85,94			27	1F	84,10	91	12	39	60	56	66	0,950	PHP 66-T10-27RSB	
89,13			28	1F	87,25	93	12	39	60	56	66	0,960	PHP 66-T10-28RSB	
95,49			30	1F	93,65	99	12	39	60	56	66	1,170	PHP 66-T10-30RSB	
101,86		32	1F	100,00	106	12	42	65	56	66	1,300	PHP 66-T10-32RSB		
111,41		35	1F	109,55	115	16	45	70	56	66	1,470	PHP 66-T10-35RSB		
114,59		36	1F	112,75	119	16	45	70	56	66	1,640	PHP 66-T10-36RSB		
120,96		38	1F	119,10	125	16	48	75	56	66	1,820	PHP 66-T10-38RSB		
127,32		40	1F	125,45	131	16	52	80	56	66	2,000	PHP 66-T10-40RSB		
133,69		42	1	131,85	–	16	57	80	56	66	2,180	PHP 66-T10-42RSB		
140,06		44	1	138,20	–	16	52	88	56	66	2,360	PHP 66-T10-44RSB		
143,24		45	1	141,40	–	16	58	90	56	66	2,590	PHP 66-T10-45RSB		
152,79		48	1	150,95	–	16	62	95	56	66	2,830	PHP 66-T10-48RSB		
171,89		54	1	170,05	–	16	65	100	56	66	3,340	PHP 66-T10-54RSB		
181,44		57	1	179,60	–	16	72	110	56	66	3,850	PHP 66-T10-57RSB		
190,99		60	1	189,15	–	16	72	110	56	66	4,370	PHP 66-T10-60RSB		

Metric timing pulleys

5 mm pitch type AT pilot bore (RSB)



Type 1

Type 1F

Pitch	Belt width h	Pitch diameter r PD	Number of teeth	Pulley type	Dimensions							Mass	Designation	
					Outer diameter OD	A	B Min.	Max.	H	F	L			
mm					mm							kg		
5	10	15,92	10	1F	14,65	20	4	5	8	15	21	0,01	PHP 21-ATS-10RSB	
		19,10	12	1F	17,85	23	4	7	12	15	21	0,02	PHP 21-ATS-12RSB	
		20,69	13	1F	19,45	25	6	8	13	15	21	0,02	PHP 21-ATS-13RSB	
		22,29	14	1F	21,05	26	6	9	14	15	21	0,02	PHP 21-ATS-14RSB	
		23,88	15	1F	22,65	28	6	10	16	15	21	0,02	PHP 21-ATS-15RSB	
		25,47	16	1F	24,20	32	6	11	18	15	21	0,03	PHP 21-ATS-16RSB	
		27,06	17	1F	25,80	32	6	12	19	15	21	0,03	PHP 21-ATS-17RSB	
		28,65	18	1F	27,40	32	6	13	20	15	21	0,03	PHP 21-ATS-18RSB	
		30,25	19	1F	29,00	36	6	14	22	15	21	0,04	PHP 21-ATS-19RSB	
		31,83	20	1F	30,60	36	6	15	23	15	21	0,04	PHP 21-ATS-20RSB	
		33,42	21	1F	32,20	38	6	15	24	15	21	0,04	PHP 21-ATS-21RSB	
		35,02	22	1F	33,85	38	6	15	24	15	21	0,05	PHP 21-ATS-22RSB	
		36,61	23	1F	35,40	42	6	17	25	15	21	0,05	PHP 21-ATS-23RSB	
		38,21	24	1F	37,00	44	6	17	26	15	21	0,05	PHP 21-ATS-24RSB	
		39,80	25	1F	38,60	44	6	17	26	15	21	0,06	PHP 21-ATS-25RSB	
		41,38	26	1F	40,20	44	6	17	26	15	21	0,06	PHP 21-ATS-26RSB	
	42,98	27	1F	41,80	48	8	19	30	15	21	0,06	PHP 21-ATS-27RSB		
	44,56	28	1F	43,35	48	8	20	32	15	21	0,07	PHP 21-ATS-28RSB		
	47,76	30	1F	46,55	51	8	22	34	15	21	0,08	PHP 21-ATS-30RSB		
	50,94	32	1F	49,70	54	8	24	38	15	21	0,09	PHP 21-ATS-32RSB		
	57,31	36	1F	56,05	63	8	24	38	15	21	0,11	PHP 21-ATS-36RSB		
	60,48	38	1F	59,25	66	8	26	40	15	21	0,13	PHP 21-ATS-38RSB		
	63,66	40	1F	62,45	66	8	26	40	15	21	0,14	PHP 21-ATS-40RSB		
	66,74	42	1F	65,60	71	8	26	40	15	21	0,18	PHP 21-ATS-42RSB		
	70,05	44	1	68,80	-	8	29	45	15	21	0,19	PHP 21-ATS-44RSB		
	71,62	45	1	70,35	-	8	29	45	15	21	0,19	PHP 21-ATS-45RSB		
	76,42	48	1	75,15	-	8	32	50	15	21	0,20	PHP 21-ATS-48RSB		
	95,52	60	1	94,25	-	8	37	65	15	21	0,31	PHP 21-ATS-60RSB		
	114,62	72	1	113,15	-	10	42	80	15	21	0,41	PHP 21-ATS-72RSB		
	5	16	15,92	10	1F	14,65	20	4	5	8	21	27	0,02	PHP 27-ATS-10RSB
			19,10	12	1F	17,85	23	4	7	12	21	27	0,02	PHP 27-ATS-12RSB
			20,69	13	1F	19,45	25	6	8	13	21	27	0,02	PHP 27-ATS-13RSB
22,29			14	1F	21,05	26	6	9	14	21	27	0,03	PHP 27-ATS-14RSB	
23,88			15	1F	22,65	28	6	10	16	21	27	0,03	PHP 27-ATS-15RSB	
25,47			16	1F	24,20	32	6	11	18	21	27	0,04	PHP 27-ATS-16RSB	
27,06			17	1F	25,80	32	6	12	19	21	27	0,04	PHP 27-ATS-17RSB	
28,65			18	1F	27,40	32	6	13	20	21	27	0,04	PHP 27-ATS-18RSB	
30,25			19	1F	29,00	36	6	14	22	21	27	0,05	PHP 27-ATS-19RSB	
31,83			20	1F	30,60	36	6	15	23	21	27	0,05	PHP 27-ATS-20RSB	
33,42			21	1F	32,20	38	6	15	24	21	27	0,05	PHP 27-ATS-21RSB	
35,02			22	1F	33,85	38	6	15	24	21	27	0,05	PHP 27-ATS-22RSB	
36,61			23	1F	35,40	42	6	17	25	21	27	0,07	PHP 27-ATS-23RSB	
38,21			24	1F	37,00	44	6	17	26	21	27	0,08	PHP 27-ATS-24RSB	
39,80			25	1F	38,60	44	6	17	26	21	27	0,08	PHP 27-ATS-25RSB	
41,38			26	1F	40,20	44	6	17	26	21	27	0,09	PHP 27-ATS-26RSB	
42,98		27	1F	41,80	48	8	19	30	21	27	0,09	PHP 27-ATS-27RSB		
44,56		28	1F	43,35	48	8	20	32	21	27	0,09	PHP 27-ATS-28RSB		
47,76		30	1F	46,55	51	8	22	34	21	27	0,11	PHP 27-ATS-30RSB		
50,94		32	1F	49,70	54	8	24	38	21	27	0,12	PHP 27-ATS-32RSB		
57,31		36	1F	56,05	63	8	24	38	21	27	0,16	PHP 27-ATS-36RSB		
60,48		38	1F	59,25	66	8	26	40	21	27	0,18	PHP 27-ATS-38RSB		
63,66		40	1F	62,45	66	8	26	40	21	27	0,19	PHP 27-ATS-40RSB		
66,74		42	1F	65,60	71	8	26	40	21	27	0,21	PHP 27-ATS-42RSB		
70,05		44	1	68,80	-	8	29	45	21	27	0,23	PHP 27-ATS-44RSB		

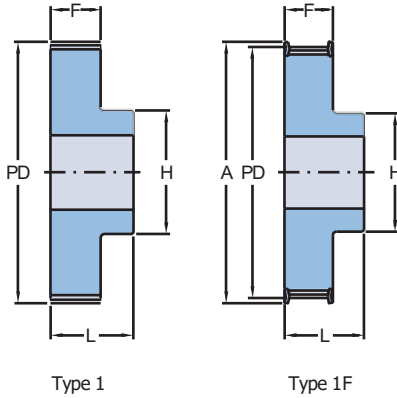
Metric timing pulleys

5 mm pitch type AT pilot bore (RSB) | 10 mm pitch type AT pilot bore (RSB)

Pitch	Belt width h	Pitch diameter r PD	Number of teeth	Pulley type	Dimensions						Mass	Designation			
					Outer diameter OD		A	B Min.	Max.	H			F	L	
mm					mm						kg				
5	16	71,62	45	1	70,35	-	8	29	45	21	27	0,26	PHP 27-AT5-45RSB		
		76,42	48	1	75,15	-	8	32	50	21	27	0,28	PHP 27-AT5-48RSB		
		95,52	60	1	94,25	-	8	37	65	21	27	0,43	PHP 27-AT5-60RSB		
		114,62	72	1	113,15	-	10	42	80	21	27	0,41	PHP 27-AT5-72RSB		
5	25	15,92	10	1F	14,65	20	4	5	8	30	36	0,02	PHP 36-AT5-10RSB		
		19,10	12	1F	17,85	23	6	7	12	30	36	0,03	PHP 36-AT5-12RSB		
		20,69	13	1F	19,45	25	6	8	13	30	36	0,03	PHP 36-AT5-13RSB		
		22,29	14	1F	21,05	26	6	9	14	30	36	0,04	PHP 36-AT5-14RSB		
		23,88	15	1F	22,65	28	6	10	16	30	36	0,04	PHP 36-AT5-15RSB		
		25,47	16	1F	24,20	32	6	11	18	30	36	0,05	PHP 36-AT5-16RSB		
		27,06	17	1F	25,80	32	6	12	19	30	36	0,06	PHP 36-AT5-17RSB		
		28,65	18	1F	27,40	32	6	13	20	30	36	0,06	PHP 36-AT5-18RSB		
		30,25	19	1F	29,00	36	6	14	22	30	36	0,07	PHP 36-AT5-19RSB		
		31,83	20	1F	30,60	36	6	15	23	30	36	0,08	PHP 36-AT5-20RSB		
		33,42	21	1F	32,20	38	6	15	24	30	36	0,08	PHP 36-AT5-21RSB		
		35,02	22	1F	33,85	38	6	15	24	30	36	0,08	PHP 36-AT5-22RSB		
		36,61	23	1F	35,40	42	6	16	25	30	36	0,09	PHP 36-AT5-23RSB		
		38,21	24	1F	37,00	44	8	17	26	30	36	0,11	PHP 36-AT5-24RSB		
		39,80	25	1F	38,60	44	8	17	26	30	36	0,12	PHP 36-AT5-25RSB		
		41,38	26	1F	40,20	44	8	17	26	30	36	0,12	PHP 36-AT5-26RSB		
		42,98	27	1F	41,80	48	8	19	30	30	36	0,13	PHP 36-AT5-27RSB		
		44,56	28	1F	43,35	48	8	20	32	30	36	0,13	PHP 36-AT5-28RSB		
		47,76	30	1F	46,55	51	8	22	34	30	36	0,15	PHP 36-AT5-30RSB		
		50,94	32	1F	49,70	54	8	24	38	30	36	0,18	PHP 36-AT5-32RSB		
		57,31	36	1F	56,05	63	8	24	38	30	36	0,23	PHP 36-AT5-36RSB		
		60,48	38	1F	59,25	66	8	26	40	30	36	0,25	PHP 36-AT5-38RSB		
		63,66	40	1F	62,45	66	8	26	40	30	36	0,28	PHP 36-AT5-40RSB		
		66,74	42	1F	65,60	71	8	26	40	30	36	0,28	PHP 36-AT5-42RSB		
		70,05	44	1	68,80	-	8	29	45	30	36	0,32	PHP 36-AT5-44RSB		
		71,62	45	1	70,35	-	8	30	45	30	36	0,36	PHP 36-AT5-45RSB		
		76,42	48	1	75,15	-	8	32	50	30	36	0,40	PHP 36-AT5-48RSB		
		95,52	60	1	94,25	-	8	37	65	30	36	0,61	PHP 36-AT5-60RSB		
		114,62	72	1	113,15	-	10	42	80	30	36	0,83	PHP 36-AT5-72RSB		
		10	16	38,20	12	1F	36,35	42	6	18	28	21	31	0,08	PHP 31-AT10-12RSB
				44,60	14	1F	42,70	48	8	21	32	21	31	0,10	PHP 31-AT10-14RSB
				47,75	15	1F	45,90	51	8	21	32	21	31	0,12	PHP 31-AT10-15RSB
50,93	16			1F	49,05	54	8	23	35	21	31	0,13	PHP 31-AT10-16RSB		
54,11	17			1F	52,25	58	8	24	38	21	31	0,15	PHP 31-AT10-17RSB		
57,29	18			1F	55,45	60	8	26	40	21	31	0,17	PHP 31-AT10-18RSB		
60,48	19			1F	58,65	66	8	28	44	21	31	0,19	PHP 31-AT10-19RSB		
63,66	20			1F	61,80	66	8	30	46	21	31	0,21	PHP 31-AT10-20RSB		
66,85	21			1F	65,00	71	8	32	48	21	31	0,23	PHP 31-AT10-21RSB		
70,03	22			1F	68,15	75	8	34	52	21	31	0,25	PHP 31-AT10-22RSB		
73,21	23			1F	71,35	77	8	36	55	21	31	0,27	PHP 31-AT10-23RSB		
76,39	24			1F	74,55	83	8	38	58	21	31	0,29	PHP 31-AT10-24RSB		
79,58	25			1F	77,75	83	8	39	60	21	31	0,31	PHP 31-AT10-25RSB		
82,76	26			1F	80,90	87	8	39	60	21	31	0,36	PHP 31-AT10-26RSB		
85,95	27			1F	84,10	91	8	39	60	21	31	0,36	PHP 31-AT10-27RSB		
89,25	28			1F	87,25	93	8	39	60	21	31	0,40	PHP 31-AT10-28RSB		
95,49	30			1F	93,65	99	8	39	60	21	31	0,44	PHP 31-AT10-30RSB		
101,86	32			1F	100,00	106	10	42	65	21	31	0,49	PHP 31-AT10-32RSB		
114,59	36			1F	112,75	119	10	45	70	21	31	0,63	PHP 31-AT10-36RSB		
120,96	38			1F	119,10	125	10	48	75	21	31	0,70	PHP 31-AT10-38RSB		
127,32	40			1F	125,45	131	10	52	80	21	31	0,77	PHP 31-AT10-40RSB		
133,69	42			1	131,85	-	10	57	80	21	31	0,88	PHP 31-AT10-42RSB		
140,05	44			1	138,20	-	10	57	88	21	31	0,99	PHP 31-AT10-44RSB		
143,24	45			1	141,40	-	16	59	90	21	31	1,01	PHP 31-AT10-45RSB		
152,78	48			1	150,95	-	16	62	95	21	31	1,09	PHP 31-AT10-48RSB		
190,98	60			1	189,15	-	16	72	110	21	31	1,71	PHP 31-AT10-60RSB		
10	25			38,20	12	1F	36,40	42	6	18	28	30	40	0,10	PHP 40-AT10-12RSB
				44,60	14	1F	42,70	48	8	21	32	30	40	0,13	PHP 40-AT10-14RSB
				47,80	15	1F	45,90	51	8	21	32	30	40	0,15	PHP 40-AT10-15RSB
				50,90	16	1F	49,10	54	8	23	35	30	40	0,18	PHP 40-AT10-16RSB
				54,10	17	1F	52,20	58	8	24	37	30	40	0,20	PHP 40-AT10-17RSB
				57,30	18	1F	55,50	60	8	26	40	30	40	0,22	PHP 40-AT10-18RSB
		60,50	19	1F	58,60	66	8	28	44	30	40	0,25	PHP 40-AT10-19RSB		
		63,70	20	1F	61,80	66	8	30	46	30	40	0,28	PHP 40-AT10-20RSB		
		66,80	21	1F	65,00	71	8	32	49	30	40	0,31	PHP 40-AT10-21RSB		
		70,00	22	1F	68,20	75	8	34	52	30	40	0,34	PHP 40-AT10-22RSB		
		73,20	23	1F	71,30	77	8	36	55	30	40	0,36	PHP 40-AT10-23RSB		
		76,40	24	1F	74,50	83	8	38	58	30	40	0,39	PHP 40-AT10-24RSB		
		79,60	25	1F	77,80	83	8	39	60	30	40	0,42	PHP 40-AT10-25RSB		
		82,80	26	1F	80,90	87	8	39	60	30	40	0,48	PHP 40-AT10-26RSB		

Metric timing pulleys

10 mm pitch type AT pilot bore (RSB)



Pitch	Belt width h	Pitch diameter r PD	Number of teeth	Pulley type	Dimensions						Mass	Designation		
					Outer diameter OD	A	B Min.	Max.	H	F			L	
mm			-	-	mm						kg	-		
10	25	86,00	27	1F	84,10	91	8	39	60	30	40	0,54	PHP 40-AT10-27RSB	
		89,20	28	1F	87,20	93	8	39	60	30	40	0,54	PHP 40-AT10-28RSB	
		95,50	30	1F	93,70	99	8	39	60	30	40	0,64	PHP 40-AT10-30RSB	
		101,90	32	1F	100,00	106	10	42	65	30	40	0,69	PHP 40-AT10-32RSB	
		114,60	36	1F	112,80	119	10	45	70	30	40	0,87	PHP 40-AT10-36RSB	
		121,00	38	1F	119,10	125	10	48	75	30	40	0,97	PHP 40-AT10-38RSB	
	127,30	40	1F	125,50	131	10	52	80	30	40	1,07	PHP 40-AT10-40RSB		
	133,70	42	1	131,80	-	10	57	80	30	40	1,21	PHP 40-AT10-42RSB		
	140,10	44	1	138,20	-	10	57	88	30	40	1,35	PHP 40-AT10-44RSB		
	143,20	45	1	141,40	-	16	59	90	30	40	1,43	PHP 40-AT10-45RSB		
	152,80	48	1	150,90	-	16	62	95	30	40	1,52	PHP 40-AT10-48RSB		
	191,00	60	1	189,20	-	16	72	110	30	40	2,34	PHP 40-AT10-60RSB		
	10	32	57,29	18	1F	55,45	60	8	26	40	37	47	0,25	PHP 47-AT10-18RSB
			60,48	19	1F	58,65	66	8	28	44	37	47	0,29	PHP 47-AT10-19RSB
			63,66	20	1F	61,80	66	8	30	46	37	47	0,32	PHP 47-AT10-20RSB
			66,85	21	1F	65,00	71	8	32	49	37	47	0,36	PHP 47-AT10-21RSB
			70,03	22	1F	68,15	75	8	34	52	37	47	0,39	PHP 47-AT10-22RSB
			73,21	23	1F	71,35	77	8	36	55	37	47	0,43	PHP 47-AT10-23RSB
76,39		24	1F	74,55	83	8	38	58	37	47	0,48	PHP 47-AT10-24RSB		
79,58		25	1F	77,75	83	8	39	60	37	47	0,53	PHP 47-AT10-25RSB		
82,76		26	1F	80,90	87	8	39	60	37	47	0,56	PHP 47-AT10-26RSB		
85,95		27	1F	84,10	91	8	39	60	37	47	0,60	PHP 47-AT10-27RSB		
89,25		28	1F	87,25	93	8	39	60	37	47	0,64	PHP 47-AT10-28RSB		
95,49		30	1F	93,65	99	8	39	60	37	47	0,74	PHP 47-AT10-30RSB		
101,86		32	1F	100,00	106	10	42	65	37	47	0,84	PHP 47-AT10-32RSB		
111,41		35	1F	109,55	115	10	45	70	37	47	0,96	PHP 47-AT10-35RSB		
114,59		36	1F	112,75	119	10	45	70	37	47	1,08	PHP 47-AT10-36RSB		
120,96		38	1F	119,10	125	10	48	75	37	47	1,20	PHP 47-AT10-38RSB		
127,32		40	1F	125,45	131	10	52	80	37	47	1,32	PHP 47-AT10-40RSB		
133,69		42	1	131,85	-	10	57	80	37	47	1,46	PHP 47-AT10-42RSB		
140,20	44	1	138,20	-	10	57	88	37	47	1,61	PHP 47-AT10-44RSB			
143,24	45	1	141,40	-	10	59	90	37	47	1,77	PHP 47-AT10-45RSB			
152,78	48	1	150,95	-	16	62	95	37	47	1,93	PHP 47-AT10-48RSB			
171,89	54	1	170,05	-	16	66	100	37	47	2,29	PHP 47-AT10-54RSB			
181,44	57	1	179,60	-	16	72	110	37	47	2,64	PHP 47-AT10-57RSB			
190,98	60	1	189,15	-	16	72	110	37	47	3,00	PHP 47-AT10-60RSB			
10	50	57,29	18	1F	55,45	60	10	26	40	56	66	0,42	PHP 66-AT10-18RSB	
		60,48	19	1F	58,65	66	10	28	44	56	66	0,47	PHP 66-AT10-19RSB	
		63,66	20	1F	61,80	66	12	30	46	56	66	0,52	PHP 66-AT10-20RSB	
		66,85	21	1F	65,00	71	12	32	49	56	66	0,55	PHP 66-AT10-21RSB	
		70,20	22	1F	68,15	75	12	34	52	56	66	0,57	PHP 66-AT10-22RSB	
		73,21	23	1F	71,35	77	12	36	55	56	66	0,65	PHP 66-AT10-23RSB	
	76,39	24	1F	74,55	83	12	38	58	56	66	0,74	PHP 66-AT10-24RSB		
	79,58	25	1F	77,75	83	12	39	60	56	66	0,77	PHP 66-AT10-25RSB		
	82,76	26	1F	80,90	87	12	39	60	56	66	0,82	PHP 66-AT10-26RSB		
	85,95	27	1F	84,10	90	12	39	60	56	66	0,95	PHP 66-AT10-27RSB		
	89,25	28	1F	87,25	93	12	39	60	56	66	0,96	PHP 66-AT10-28RSB		
	95,49	30	1F	93,65	99	12	39	60	56	66	1,17	PHP 66-AT10-30RSB		
	101,86	32	1F	100,00	106	12	42	65	56	66	1,30	PHP 66-AT10-32RSB		
	111,41	35	1F	109,55	115	16	45	70	56	66	1,47	PHP 66-AT10-35RSB		
	114,59	36	1F	112,75	119	16	45	70	56	66	1,64	PHP 66-AT10-36RSB		
	120,96	38	1F	119,10	125	16	48	75	56	66	1,82	PHP 66-AT10-38RSB		
	127,32	40	1F	125,45	131	16	52	80	56	66	2,00	PHP 66-AT10-40RSB		

Metric timing pulleys

10 mm pitch type AT pilot bore (RSB)

Pitch	Belt width h	Pitch diameter r PD	Number of teeth	Pulley type	Dimensions							Mass	Designation		
					Outer diameter OD	A	B Min.	Max.	H	F	L				
mm			-	-	mm							kg	-		
10	50	133,69	42	1	131,85	-	16	57	80	56	66	2,18	PHP 66-AT10-42RSB		
		140,20	44	1	138,20	-	16	57	88	56	66	2,36	PHP 66-AT10-44RSB		
		143,24	45	1	141,40	-	16	59	90	56	66	2,59	PHP 66-AT10-45RSB		
		152,78	48	1	150,95	-	16	62	95	56	66	2,83	PHP 66-AT10-48RSB		
		171,89	54	1	170,05	-	16	66	100	56	66	3,34	PHP 66-AT10-54RSB		
		181,44	57	1	179,60	-	16	72	110	56	66	3,85	PHP 66-AT10-57RSB		
		190,98	60	1	189,15	-	16	72	110	56	66	4,37	PHP 66-AT10-60RSB		



CALL US FOR MORE DETAILS

INDIA OFFICE

C.N.INDUSTRIAL PRODUCT

Office : 20, Vishala East Industrial Estate,
Kathwada G.I.D.C, Opp: Palm Hotel,
S.P.Ring Road, Kathwada – 382430.
Ahmedabad, Gujarat, India.

Contact For Export Inquiry.

Email : sales@cnip.in

Email : export@cnip.in

Mobile No : +91-9978334638

Web Site : www.cnip.in

FACTORY

C.N.INDUSTRIAL PRODUCT

Office : Kathwada Bakrol Highway,
Kubadthal Road, Ahmedabad,
Gujarat, India.



LIAISON OFFICE

EAST AFRICA : TANZANIA, UGANDA

Mr,Dushyant Dave (G.M-sales)

Email: tanzania@cnip.in

WEST AFRICA : Togo

Ms, Carine Pineau (G.M-Sales)

Email: togo.@cnip.in

EAST AFRICA : Kenya, Ethiopia, sudan

Mr, Satyajit Nath (G.M-sales)

Email: kenya@cnip.in

WEST AFRICA : Cameroon, Nigeria, Chad

Mr. Albert Dipita (Representative)

Email id : cameroon@cnip.in

C.N.INDUSTRIAL PRODUCT

(AN ISO : 9001-2015, 14001:2015 & 45001:2018)